

# UTRGV-EHS-CCP Program

## Infants: Remote Teaching Instructional Guide

Week of: March 8-12, 2021

Classroom Teachers and Room Number:

Director or Center Manager Approval:

Parent Acknowledgement:

Date:

Date:

**Learning Outcomes:** This week children will learn about squares. The focus is on recognition. Even though we will count the sides and corners, we are not expecting children to know this information. It is simply exposure.

### Learning Goals:


Show confidence in increasing abilities (B.2.c.)

Expresses needs and wants through facial expressions, sounds, or gestures (B.2.a.)

Begins to develop personal relationships with peers (B.4.d.)

<u>Mental Health:</u>	<u>Unite</u>	<u>Calm</u>	<u>Connect</u>	<u>Commit</u>
<p>Dr. Bailey's Conscience Discipline Strategies</p>	<p>Morning Song: Good Morning to you.</p>	<div data-bbox="520 761 856 954" data-label="Image"> </div> <p>Have them inhale as they raise their arms and exhale as they lower their arms.</p> <ul style="list-style-type: none"> <li>• Remind children that deep belly breathing is one way we can reduce our stress.</li> </ul>	<div data-bbox="1066 787 1394 1089" data-label="Image"> </div> <p>Name the children who are absent and send them well wishes. Use Lily to welcome back children who have been absent.</p>	<div data-bbox="1671 735 1948 1049" data-label="Image"> </div> <p>Discuss listening to other children "big voices." Explain that a big voice is what children use to tell others that they don't like something.</p>

Morning Message Sentences: 1. The red square.








2. The square cookie.



## Literacy

Theme: Week :	Readiness Skill Literacy Must Do's: Sing the ABC Song	Family Connection	Nursery Rhyme/Song	Enrichment Activities	<u>1 Parent Tip, 1 Milestone,</u> <u>1 Special Needs Adaptations</u>
------------------	--	----------------------	-----------------------	-----------------------	---

<p><b>Wonderful Words of the Week:</b> Shape Square</p> <p><b>Language Enhancement:</b> (Use sign language for vocabulary words)</p> 	<p><b><u>Readiness Skill</u></b></p> <p><b>Title of Story:</b> Smart Cookie's Best Friend</p>  <p><b>Cohort:</b> Infants <b>Read A Loud Tips:</b> Use different tone of voice. <b>Discussion:</b> •What can you see on cover of the book? •Can you show me some square items in the book? •What others shapes you can see in the book? <b>Learning Goals:</b> Listens with interest to language of others (C.1.a) <b>Learning Outcomes:</b> The child with point out the four side that are characteristic of the square. <b>Materials:</b> 1.Book (Smart Cookie's Best Friend) <b>Procedures:</b> 1.Introduce the book. 2.Show the parts of the book (front, back, spine) 3.Read the book. 4.Find some square items at home.</p>	<p><b><u>Family Connection</u></b> <b><u>Family Connection</u></b></p> <p><b>Card Number or Newsletter: #6</b> <b>Singing is joyful and more</b></p>  <p><b>Family Game:</b> <b>Dr Seuss ABC</b></p>  <p><b><u>Materials:</u></b> Dr Seuss ABC Book <b><u>Procedures:</u></b> 1. Introduce the book. 2. Read the book. 3. Interact with the child while listening to the story.</p>	<p><b><u>Nursery Rhyme/s</u></b></p> <p><b>Suzy Square</b></p> <p><a href="https://youtu.be/F-1fPwG3CrU">https://youtu.be/F-1fPwG3CrU</a></p> <p><b>Entrance Song:</b></p> <p><b>ABC Song</b></p> <p><a href="https://youtu.be/-GGVfAUL99U">https://youtu.be/-GGVfAUL99U</a></p> <p><b>Closing Song:</b></p> <p><b>Goodbye to you</b></p> <p><a href="https://youtu.be/STmI4yjPpoM">https://youtu.be/STmI4yjPpoM</a></p>	<p><b><u>Enrichment Activities</u></b></p> <p><b><u>Enrichment Activities</u></b></p> <p><b>Activity Title:</b></p> <p><b>Book Basket et</b></p> <p><b>Materials:</b></p> <ol style="list-style-type: none"> <li>1. Basket or a box</li> <li>2. Favorite books</li> <li>3. Favarote toys (Blocks, soft toys, etc.)</li> </ol> <p><b>Procedure:</b></p> <ol style="list-style-type: none"> <li>1. Provide a low study basket or a box to hold your child favorite board books and toys.</li> <li>2. Place the basket or the box in a spot where your child will be able to reach it on his/her own.</li> <li>3. Encourage the child to help you gather a selection of the board books to put in the basket or box.</li> <li>4. Ask your child to go to the basket or box to choose a book, and bring it to you</li> </ol>	<p><b><u>1 Parent Tip, 1 Milestone, 1 Special Needs Adaptations</u></b></p> <p><b>Parent Tips:</b> At 18 months, children become interested in hearing books about themselves.</p> <p><b>Milestone:</b> Points to show others something interesting</p> <p><b>Adaptation:</b> Help the child turn the pages of the book while reading it.</p>
--	--	--	--	--	---



**Questions (Before, During, After):**

**Before:** What shape is Smart Cookie?

**During:** What shape is Gabby? Can you think of other cookies that are square?

**After:** What do you like to do with your best friend?

**English YouTube Video:** 

**Spanish YouTube Video:** 

<https://youtu.be/CrmX7l88VQk>

when is time to read together.



# Math

## Wonderful Words of the Week:

-Shape  
-Square

## Language Enhancement: (Use sign language for vocabulary words)



shape  
figura



square  
cuadrado

## Readiness Skill

**Title of Activity:**  
Memory Game!



**Learning Goals:**  
**(D.1.c)** Shows interest in colors, shapes, patterns, and pictures.

**Learning Outcomes:**  
This week children will learn about squares. The focus is on recognition. Even though we will count the sides and corners, we are not expecting children to know this information. It is simply exposure.

### Materials:

- White Construction Paper or Lined Paper
- Markers or crayons

### Procedures:

-- On the white construction paper or lined paper, draw 2 squares and 2 circles.  
-- Cut the paper in 4's  
-- Turn the shapes face down.  
-- Mix the papers around and encourage your child to find the matching shape pairs.

## Family Connection

**Card Number or Newsletter:**  
#21



### Family Game:

D.I.Y. Cat in the Hat



Draw a hat from Hat in the Cat.  
Encourage your child to paint their own hat in their own way.

## Nursery Rhyme/s Square Song"

<https://www.youtube.com/watch?v=jOr2eRBLUs>

### Entrance Song:

"Hello Friends"

<https://www.youtube.com/watch?v=3ywlu30lqKA>

### Closing Song:

"See you later alligator"

<https://youtu.be/2QkhX7R7K7U>

## Enrichment Activities

**Activity Title:**  
"Square Puzzles"



### Materials:

- White construction paper or lined paper
- markers

### Procedure:

- draw a good enough size square.
- cut the square in whichever way as long as you come out with 4 pieces.
- encourage your child to complete

## 1 Parent Tip, 1 Milestone, 1 Special Needs Adaptations

### Parent Tip:




Attention and concentration are learned skills and play is one of the most natural and enjoyable ways for a child to develop these skills. We have all seen a toddler so lost in play that she does not even hear you call her/his name. This is the same focus she will need years later to listen to a lecture or study for an exam. Instead of feeling frustrated, be patient. He/she is developing an important skill.



### Milestone:






Looks for things he/she sees you hide.

### Adaptation:



If you see your child struggling with making matches, have them simply match the cards face up.






	<p><b>Questions (Before, During, After):</b></p> <p><b>Before:</b> Can you describe me what a square is?</p> <p><b>During:</b> What color are your shapes?</p> <p><b>After:</b> Which shape is your favorite?</p>  <p>English YouTube Video: </p> <p>Spanish YouTube Video: </p>			the square puzzle.	
--	---	--	--	--------------------	--

Pretend and Learn					
<p><b>Wonderful Words of the Week:</b> Shape Square</p> <p><b>Language Enhancement:</b> (Use sign language for</p>	<p><b><u>Readiness Skill</u></b></p> <p><b>Title of Activity:</b> Making a Sandwich</p> 	<p><b><u>Family Connection</u></b></p> <p><b>Card Number or Newsletter:</b> #20 Encouraging Exploration</p>	<p><b><u>Nursery Rhyme/s</u></b></p> <p>Square Song   Square Song For Kids <a href="https://youtu.be/rNOH3HellhE">https://youtu.be/rNOH3HellhE</a></p> <p><b>Entrance Song:</b> <u>The More We Get Together</u> <a href="https://youtu.be/SpzLA-w1l8s">https://youtu.be/SpzLA-w1l8s</a></p> <p><b>Closing Song:</b> Goodbye friends</p>	<p><b><u>Enrichment Activities</u></b></p> <p><b>Activity Title:</b> Square Collage</p>  <p><b>Materials:</b></p> <ul style="list-style-type: none"> <li>• Scissors</li> <li>• Paper</li> </ul>	<p><b><u>1 Parent Tip, 1 Milestone, 1 Special Needs Adaptations</u></b></p> <p>•Encourage your child's growing independence by letting him help with feeding himself.</p>

<p><b>vocabulary words)</b></p> <div data-bbox="113 152 281 315">  </div> <p>shape figura</p> <div data-bbox="113 380 281 542">  </div> <p>square cuadrado</p>	<p><b>Learning Goals: (D.1.c.)-</b> Shows interest in colors, shapes, patterns, and pictures.</p> <p><b>Learning Outcomes:</b> This week children will learn about squares.</p> <p><b>Materials:</b></p> <ul style="list-style-type: none"> <li>-Brown paper or felt</li> <li>-Yellow paper or felt</li> <li>-Pink paper or felt</li> <li>-Scissors</li> </ul> <p><b>Procedures:</b></p> <ul style="list-style-type: none"> <li>• Cut out two squares from the brown paper to represent the bread. (Be careful when using scissors around children.)</li> <li>• Cut out one square from the yellow paper for the cheese.</li> <li>• Cut out one pink square for the ham.</li> <li>• Model and encourage child to create their own sandwich.</li> <li>• Talk about the colors and shape of the sandwich.</li> </ul> <div data-bbox="310 1029 598 1343">  </div> <p><b>Questions (Before, During, After):</b></p> <p><b>Before:</b> Where did you get the bread for your sandwich?</p>	<div data-bbox="764 95 1079 509">  </div> <p><b>Family Game:</b> Copycat</p> <div data-bbox="764 599 995 826">  </div> <p>Encourage child to copy you as you stack the blocks.</p>	<p><a href="https://youtu.be/2O975ewRT7Q">https://youtu.be/2O975ewRT7Q</a></p>	<ul style="list-style-type: none"> <li>• Glue</li> </ul> <p><b>Procedure:</b></p> <p>Cut of squares from different colors of paper. (Be careful when using scissors around children.)</p> <p>Encourage child to create a square collage by pasting squares onto a paper.</p>	<ul style="list-style-type: none"> <li>•By age of 18 months child plays simple pretend, such as feeding a doll.</li> <li>•If child is not able to create the sandwich take out the ham and encourage child to create a cheese sandwich.</li> </ul>
--	---	--	--	--	--



	<p><b>During:</b> What is your favorite part of the sandwich?</p> <p><b>After:</b> What colors did we use to create our sandwich?</p> <p><b>English YouTube Video:</b> </p> <p><b>Spanish YouTube Video:</b> </p>				
--	---	--	--	--	--

Art/Creativity Station					
<p><b>Wonderful Words of the Week:</b> Wonderful Words of the Week:</p> <p><b>Shape</b> Square</p> <p><b>Language Enhancement:</b></p> 	<p><b><u>Readiness Skill</u></b></p> <p><b>Title of Story:</b> Sensory Bag</p>  <p><b>Learning Goals:</b> (B.2.c.) Shows confidence in increasing abilities.</p> <p><b>Learning Outcomes:</b> This week children will learn about shapes and sizes and focus on recognizing squares</p> <p><b>Materials:</b></p>	<p><b><u>Family Connection</u></b></p> <p><b>Card Number or Newsletter:</b> #21</p>  <p><b>Family Game:</b></p> 	<p><b><u>Nursery Rhyme/s</u></b> "Square Shapes Song for Kids" <a href="https://youtu.be/S5PsvWjbmPM">https://youtu.be/S5PsvWjbmPM</a></p> <p><b>Entrance Song:</b> "Hello Friends" <a href="https://youtu.be/3ywlw30lqKA">https://youtu.be/3ywlw30lqKA</a></p> <p><b>Closing Song:</b> "See you later, Alligator" <a href="https://youtu.be/l3jDgBKD9lQ">https://youtu.be/l3jDgBKD9lQ</a></p>	<p><b><u>Enrichment Activities</u></b></p> <p><b>Activity Title:</b> Square Walk</p>  <p><b>Materials:</b> Sidewalk Chalk</p> <p><b>Procedure:</b> Use sidewalk chalk to draw a square. Invite child to walk or crawl around the square.</p>	<p><b><u>1 Parent Tip, 1 Milestone, 1 Special Needs Adaptations</u></b></p> <p><b>Parent Tip:</b> Include music and movement activities in your daily routine. Combine music movement whenever possible to optimize brain wiring.</p> <p><b>Milestone:</b> During this age</p>





1. Ziploc Bag
2. Clear hair gel
3. Square foam cutout
4. Clear Tape (to secure Ziplock bag).

**Procedures:**

1. Gather your sensory bag supplies. (Ziplock Bag)
2. Fill ziplock bag with clear hair gel and small square cutouts.
3. Seal your ziplock bag with tape.
4. Engage in sensory play with child.

**Questions (Before, During, After):**

**Before:** What do you think will happen when we add the shapes?

**During:** How does the sensory bag feel?

**After:** What was your favorite part of this activity? Why?



English YouTube Video:



Spanish YouTube Video:



**Dr. Seuss Wooden Activity**

**Blocks:** Get a Dr. Seuss book to cut up and get plain wooden square blocks. Cover blocks with Dr. Seuss cut up book.

baby will investigate shapes, sizes, and textures of toys and surroundings.

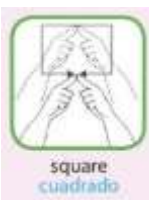
**Adaptation:** You can modify this activity by adding the shapes into an empty box and having child pull the shapes out of the box.

--	--	--	--	--	--

## STEAM Building Structures

**Wonderful Words of the Week:**  
Shape,  
Square

**Language Enhancement:**  
(Use sign language for vocabulary words)



### Readiness Skill

**Title of Activity:** Water Play



#### **Learning Goals:**

Begins to develop personal relationships with peers.

#### **Learning Outcomes:**

This week children will learn about squares. The focus is on recognition. Even though we will count the sides and corners, we are not expecting children to know this information. It is simply exposure.

#### **Materials:**

1. Plastic container/ Bucket
  2. Different sizes of squares out of foam or toys squares.
  3. Water
- Optional Bubbles/Food coloring

#### **Procedures:**

1. Start out by adding water to your plastic container/bucket.
  2. Gather any toys that are shaped like a square or cut out foam squares.
- Optional Foam can be found at Dollar Tree

### Family Connection

**Card Number or Newsletter:**  
9



**Family Game:**  
Building Blocks



### Nursery Rhyme/s

Shape Square Song

<https://youtu.be/S5PsvWjbmPM>

#### **Entrance Song:**

Hello Friends

<https://youtu.be/3ywlw30lqKA>

#### **Closing Song:**

See you later Alligator

<https://youtu.be/2QkhX7R7K7U>

### Enrichment Activities

**Activity Title:** Bath Time!



#### **Materials:**

Square bath toys

#### **Procedure:**

1. Gather all the square like bath toys you have for baby.
2. Get the bath ready for baby.
3. During bath time, introduce to your baby the different square items and encourage baby to reach for them.

### 1 Parent Tip, 1 Milestone,

### 1 Special Needs Adaptations

**Parent Tip:** Put your baby on his tummy or back and put toys just out of reach. Encourage him to roll over to reach the toys.

**Milestone:** At this age, your child shows curiosity about things and tries to get things that are out of reach.

**Adaptation:** Parents can modify by doing this activity during bath time and introduce him to square bath toys.

3. To make it more fun you can add some bubbles or food coloring into the water.



**Questions (Before, During, After):**

**Before:** What do you think will happen when we put the squares into the water?

**During:** What does it feel like when you put your hands into the water?

**After:** Why do you think it is important to know about the square?

**English YouTube Video:**



**Spanish YouTube Video:**



Join your child to help build a tall tower with cubed blocks and encourage child to reach for blocks & also help them place them one on top of each other. Talk about how the shape of the block is a square. \*Add Dr. Seuss images on the blocks in honor of Dr. Seuss' birthday.

# Social Emotional Development

## Wonderful Words of the Week:

Shape  
Square

Language Enhancement:  
(Use sign language for vocabulary words)



shape  
figura



square  
cuadrado

## Readiness Skill

**Title of Activity:** Squares Inside



### Learning Goals:

(D.1.c.)- Shows interest in colors, shapes, patterns, and pictures.

**Learning Outcomes:** This week children will learn about squares.

### Materials:

- Square box
- Square shapes items

### Procedures:

- Place square items inside of a square box.
- Take the items out one at a time and discuss the shape and use of each item.
- Place child-friendly square items on display for children to explore.



### Questions (Before, During, After):

**Before:** What do you think is inside in the box?

## Family Connection

### Card Number or Newsletter:

#11 Encouraging Healthy Emotional Growth



### Family Game:

Dance Party



Square dance with a friend.

## Nursery Rhyme/s

Square Song | Square Song For Kids

<https://youtu.be/rNOH3HellhE>

### Entrance Song:

The More We Get Together

<https://youtu.be/SpzLA-w1l8s>

### Closing Song:

Goodbye friends

<https://youtu.be/2O975ewRT7Q>

## Enrichment Activities

### Activity Title:

I spy



### Materials:

-Square objects around the house

### Procedure:



Encourage child to find different color square objects around the house as you play the game I spy.




## 1 Parent Tip, 1 Milestone.

### 1 Special Needs Adaptations

- Taking turns, collaborating, following rules, showing empathy, and self-regulating are just some of the social skills that play helps develop. Play helps children learn the rules of social interaction that will, in turn, help them in all their relationships.
- By the age 1 children explore things in different ways, like shaking, banging, or throwing.

Some children may be overwhelmed by too many items. Introduce only one or two items at a time.

	<p><b>During:</b> What square objects did you find?</p> <p><b>After:</b> Which of these square objects is your favorite?</p> <p>English YouTube Video: </p> <p>Spanish YouTube Video: </p>			
--	--	--	--	--

Physical Development					
<p><b>Wonderful Words of the Week:</b> Square Shape</p> <p><b>Language Enhancement:</b> (Use sign language for vocabulary words)</p>	<p><b><u>Readiness Skill</u></b></p> <p><b>Title of Activity:</b> "Nesting Boxes"</p>  <p><b>Learning Goals:</b> (A.3.c) Coordinates eye and hand movements.</p> <p><b>Learning Outcomes:</b> This week children will learn about squares. The focus is on recognition. Even though we will count the sides and corners, we are not expecting</p>	<p><b><u>Family Connection</u></b></p> <p><b>Card Number or Newsletter:</b> #21</p>  <p><b>Family Game:</b></p>	<p><b><u>Nursery Rhyme/s</u></b></p> <p><b>Nursery Rhyme/s:</b> "The square song" <a href="https://youtu.be/sBDG297o1jA">https://youtu.be/sBDG297o1jA</a></p> <p><b>Entrance Song:</b> "Hello Friends" <a href="https://youtu.be/3ywlU30lqK">https://youtu.be/3ywlU30lqK</a></p> <p><b>Closing Song:</b> <a href="https://youtu.be/2QkhX7R7K7U">https://youtu.be/2QkhX7R7K7U</a></p>	<p><b><u>Enrichment Activities</u></b></p> <p><b>Activity Title:</b> "Bags in a box"</p>  <p><b>Materials:</b></p>	<p><b><u>1 Parent Tip, 1 Milestone, 1 Special Needs Adaptations</u></b> <b><u>1 Parent tip, 1 Milestone and 1 Special Adaptation</u></b></p> <p><b>Parent tip:</b> Hold a baby in your lap as the child explores a square object (Shoe box or empty square containers) or toy.</p> <p><b>Milestone:</b> Crawls</p>



square  
cuadrado



shape  
figura

children to know this information. It is simply exposure.

**Materials:**

- Square boxes or any empty square containers

**Procedures:**

- 1) Introduce the word square and proceed sign language.
- 2) Provide the child with squares boxes that will stack inside of each other.
- 3) Demonstrate the bottom of the box and point to the shape of the square.
- 4) Encourage the child to sort the boxes out and then stack inside of each other.

**Questions (Before, During, After):**

**Before:**

What shape is the box?

**During:**

What color are the boxes?

**After:**

How many boxes did you use?



English YouTube Video:



Spanish YouTube Video:



**Cat in the Hat cup Stacking**



1. Invite the child to separate the red cups one at a time.
2. Give the child several red or white napkins/paper towels.
3. Guide the child by placing one cup and then place a napkin or paper towel on top. Talk about the hat you made for the cat in the hat. Find out how tall you can stack your hat.

- Masking tape
- Square box or square container
- Square bean bags

**Procedure:**







- 1) Use a masking tape to create a throw line on the floor.
- 2) Invite the child to toss square bean bags into a square box.
- 3) Call attention to the square shape of the bags and the box.

**Special adaptation:**

Use fewer boxes to simplify the activity for children who need less of a challenge.





Music and Movement					
<p><b>Wonderful Words of the Week:</b></p> <p><b>Square, Sides</b></p> <p><b>Language Enhancement:</b> (Use sign language for vocabulary words)</p>  <p>square cuadrado</p>  <p>sides lados</p>	<p><b><u>Readiness Skill</u></b></p> <p><b>Title of Activity:</b> "Dancing With the Square."</p>  <p><b>Learning Goals:</b> Shows confidence in increasing abilities (B.2.c)</p> <p><b>Learning Outcomes:</b> This week children will learn about squares. The focus is on recognition. Even though we will count the sides and corners, we are not expecting children to know this information. It is simply exposure.</p> <p><b>Materials:</b> 1.Objects related to the square shape (Photograph, blocks, square cheese) Any of your choice. 2.Sing the song "square" (Tune: "Twinkle, twinkle little star") 3.A Square paper.</p> <p><b>Procedures:</b> 1)Give the child a paper square to</p>	<p><b><u>Family Connection</u></b></p> <p><b>Card Number or Newsletter:</b></p> <p><b>#22 "Limit interactions with technology"</b></p>  <p><b>Family Game:</b> "Square has 4 sides."</p>  <p><b>Procedures:</b> Show the child square objects while you play the song.</p> <p><a href="https://youtu.be/-yAVEWGdSUu">https://youtu.be/-yAVEWGdSUu</a></p>	<p><b><u>Nursery Rhyme/s</u></b></p> <p><b>Nursery Rhyme/s</b> "I'm a square" <a href="https://youtu.be/sBDG297o1jA">https://youtu.be/sBDG297o1jA</a></p> <p><b>Entrance Song:</b> "Hello Friend" <a href="https://youtu.be/3ywlU30lqKA">https://youtu.be/3ywlU30lqKA</a></p> <p><b>Closing Song:</b> "Goodbye to you" <a href="https://youtu.be/STMl4yjPpOM">https://youtu.be/STMl4yjPpOM</a></p>	<p><b><u>Enrichment Activities</u></b></p> <p><b>Activity Title:</b> "Clapping the square with music"</p>  <p><b>Materials:</b></p> <ol style="list-style-type: none"> <li>1.) The link: <a href="https://youtu.be/um0aM4rhcgq">https://youtu.be/um0aM4rhcgq</a></li> <li>2.) 8 squares of paper of any color you like.</li> <li>3.) Table</li> </ol> <p><b>Procedure:</b></p> <ol style="list-style-type: none"> <li>1. On the table put the 4 squares of paper horizontal in front of the child.</li> <li>2. Put the other 4 papers in front of you by horizontal.</li> <li>3. Play the video and try to follow it.</li> <li>4. Encourage the child to keep up with you while you are following the music (it doesn't have to be perfect)</li> <li>5. Remember parents that the important thing is to have fun. Hope you enjoy it.</li> </ol>	<p><b><u>1 Parent Tip, 1 Milestone, 1 Special Needs Adaptations</u></b></p> <p><b>Parent tips:</b> Infants can recognize the difference between a circle and a square. Children need help learning the name of each shape.</p> <p><b>Milestones:</b> 7-9 Months 1) Picks up head and pushes through elbows during Tummy Time. 2) Turns head to visually track objects while sitting. 3) Shows more control while rolling and sitting.</p> <p><b>Adaptation:</b> Hold up concrete square objects (block cookie CD case) and circular objects (CD, cookie plastic lid)</p>

	<p>move as directed in the song</p> <p>2)follow the rhymes by using the Tune of "Twinkle, twinkle little star"</p> <p>"Squares"</p> <p>Hold up the square in the air, Raise it high and keep it there.</p> <p>Move your square shape to your back, Bring it to your lips and smack. Put your square shape on your toes, Now please hold it by your nose.</p> <p>Hold your square shape in the air, Raise it high and keep it there.</p> <p>Move your square shape to your knee. Fly it like a bumblebee. Put your squares shape by your eye. Now use your shape to wave good-bye.</p> <p>3)Talk about the daily life square object and give examples.</p> <p><b>Questions (Before, During, After):</b></p> <p><b>Before:</b> Do you know what shape, do I have in my hand?</p> <p><b>During:</b> What could I hold in my hand that would be a square?</p>				
--	---	--	--	--	--

**After:** Does the square remind you of something?

**English YouTube**

**Video:** 

**Spanish YouTube**  
**Video:**